


# FUTURE RETAIL

## Introductory sub-table (I)(a)

<b>Name of the Company: Future Retail Limited</b>			
<b>Scrip Code, Name of the scrip, class of security: 523574 (BSE), FRL (NSE), Equity</b>			
<b>Pre Shareholding Pattern</b>			
<b>Partly paid-up shares:-</b>	<b>No. of partly paid-up shares</b>	<b>As a % of total no. of partly paid-up shares</b>	<b>As a % of total no. of shares of the company</b>
Held by promoter/promoter group	0	0	0
Held by public	0	0	0
<b>Total</b>	<b>0</b>	<b>0</b>	<b>0</b>
<b>Outstanding convertible securities:-</b>	<b>No. of outstanding securities</b>	<b>As a % of total no. of outstanding convertible securities</b>	<b>As a % of total no. of shares of the company, assuming full conversion of the convertible securities</b>
Held by promoter/promoter group	0	0	0
Held by public	0	0	0
<b>Total</b>	<b>0</b>	<b>0</b>	<b>0</b>
<b>Warrants:-</b>	<b>No. of warrants</b>	<b>As a % of total no. of warrants</b>	<b>As a % of total no. of shares of the company, assuming full conversion of warrants</b>
Held by promoter/promoter group	0	0	0
Held by public	0	0	0
<b>Total</b>	<b>0</b>	<b>0</b>	<b>0</b>
<b>* Total paid-up capital of the company, assuming full conversion of warrants and convertible securities</b>	<b>Total paid-up capital is Rs. 77,66,42,646/- consisting of 38,83,21,323 Equity shares of Rs.2/- each.</b> <b>(Please see Note below)</b>		
<b>NOTE 1</b>			
In the above paid up capital, 1500 Optionally Convertible Debentures (OCDs Series 2) issued pursuant to the Scheme of Amalgamation, for merger of Future Value Retail Limited with the Company, becoming effective on 11th February, 2014, have not been considered as the conversion price of these securities would be determinable on 15th December, 2015 for OCDS Series 2. Further, as per terms of issue, these securities may be redeemed based on certain events.			
It is also to be noted that 1000 OCDs Series 1 have already been redeemed as on December 30, 2014.			

For Future Retail Limited


  
**Deepak Tanna**  
 Company Secretary



Statement Showing Shareholding Pattern								
Table I(a)								
Category code	Category of Shareholder	Number of Shareholders	Total number of shares	Number of shares held in dematerialized form	Total shareholding as a percentage of total number of shares		Shares Pledged or otherwise encumbered *	
					As a percentage of (A+B) (VI)	As a percentage of (A+B+C) (VII)	Number of shares (VIII)	As a percentage (IX)=(VIII)/(IV)*100
(I)	(II)	(III)	(IV)	(V)	(VI)	(VII)	(VIII)	(IX)
<b>(A)</b>	<b>Shareholding of Promoter and Promoter Group<sup>2</sup></b>							
1	<b>Indian</b>							
(a)	Individuals / Hindu Undivided Family	0	0	0	0.00	0.00	0	0.00
(b)	Central Government / State Government(s)	0	0	0	0.00	0.00	0	0.00
(c)	Bodies Corporate	4	196031022	196031022	50.48	50.48	157773250	80.48
(d)	Financial Institutions/ Banks	0	0	0	0.00	0.00	0	0.00
(e)	Any Others(Specify)	0	0	0	0.00	0.00	0	0.00
	<b>Sub Total(A)(1)</b>	<b>4</b>	<b>196031022</b>	<b>196031022</b>	<b>50.48</b>	<b>50.48</b>	<b>157773250</b>	<b>80.48</b>
2	<b>Foreign</b>							
a	Individuals (Non-Residents Individuals / Foreign Individuals)	0	0	0	0.00	0.00	0	0.00
b	Bodies Corporate	0	0	0	0.00	0.00	0	0.00
c	Institutions	0	0	0	0.00	0.00	0	0.00
d	Qualified Foreign Investor	0	0	0	0.00	0.00	0	0.00
e	Any Others(Specify)	0	0	0	0.00	0.00	0	0.00
	<b>Sub Total(A)(2)</b>	<b>0</b>	<b>0</b>	<b>0</b>	<b>0.00</b>	<b>0.00</b>	<b>0</b>	<b>0.00</b>
	<b>Total Shareholding of Promoter and Promoter Group (A)= (A)(1)+(A)(2)</b>	<b>4</b>	<b>196031022</b>	<b>196031022</b>	<b>50.48</b>	<b>50.48</b>	<b>157773250</b>	<b>80.48</b>
<b>(B)</b>	<b>Public shareholding</b>							
1	<b>Institutions</b>							
(a)	Mutual Funds/ UTI	4	2241340	2241340	0.58	0.58	0	0.00
(b)	Financial Institutions / Banks	9	5445072	5445072	1.40	1.40	0	0.00
(c)	Central Government / State Government(s)	0	0	0	0.00	0.00	0	0.00
(d)	Venture Capital Funds	0	0	0	0.00	0.00	0	0.00
(e)	Insurance Companies	2	4209828	4209828	1.08	1.08	0	0.00
(f)	Foreign Institutional Investors	59	64269740	64269740	16.55	16.55	0	0.00
(g)	Foreign Venture Capital Investors	0	0	0	0.00	0.00	0	0.00
(h)	Qualified Foreign Investor	0	0	0	0.00	0.00	0	0.00
(i)	Any Other (specify)	0	0	0	0.00	0.00	0	0.00
(i-i)	Foreign Bodies Corporate	5	355595	355595	0.09	0.09	0	0.00
	<b>Sub-Total (B)(1)</b>	<b>79</b>	<b>76521575</b>	<b>76521575</b>	<b>19.70</b>	<b>19.70</b>	<b>0</b>	<b>0.00</b>
B 2	<b>Non-Institutions</b>							
(a)	Bodies Corporate	695	91004714	91001709	23.45	23.45	0	0.00
(b)	Individuals							
I	Individual shareholders holding nominal share capital up to ' 1 lakh	42453	10854433	9819691	2.80	2.80	0	0.00
II	Individual shareholders holding nominal share capital in excess of ' 1 lakh.	23	12598861	12598861	3.24	3.24	0	0.00
(c)	Qualified Foreign Investors	0	0	0	0.00	0.00	0	0.00
(d)	Any Other (specify)							
(d-i)	Clearing Member	265	702784	702784	0.18	0.18	0	0.00
(d-ii)	Non Resident Indians	360	285134	285134	0.07	0.07	0	0.00
(d-iii)	Directors & their Relatives (Independent Directors)	1	10000	10000	0.00	0.00	0	0.00
(d-iv)	Trust	3	312800	312800	0.08	0.08	0	0.00
	<b>Sub-Total (B)(2)</b>	<b>43800</b>	<b>115768726</b>	<b>114728979</b>	<b>29.82</b>	<b>29.82</b>	<b>0</b>	<b>0.00</b>
<b>(B)</b>	<b>Total Public Shareholding (B)= (B)(1)+(B)(2)</b>	<b>43879</b>	<b>192290301</b>	<b>191250554</b>	<b>49.62</b>	<b>49.62</b>	<b>0</b>	<b>0.00</b>
	<b>TOTAL (A)+(B)</b>	<b>43883</b>	<b>388321323</b>	<b>387281576</b>	<b>100.00</b>	<b>100.00</b>	<b>157773250</b>	<b>40.63</b>
<b>(C)</b>	<b>Shares held by Custodians and against which Depository Receipts have been issued</b>							
1	Promoter and Promoter Group	0	0	0	0	0.00	0	0.00
2	Public	0	0	0	0	0.00	0	0.00
	<b>Sub-Total (C)</b>	<b>0</b>	<b>0</b>	<b>0</b>	<b>0</b>	<b>0.00</b>	<b>0</b>	<b>0.00</b>
	<b>GRAND TOTAL (A)+(B)+(C)</b>	<b>43883</b>	<b>388321323</b>	<b>387281576</b>	<b>100.00</b>	<b>100.00</b>	<b>157773250</b>	<b>40.63</b>

(\* Information on encumbered shares is compiled as per the meaning assigned to the term 'encumbrance' under the SEBI (SAST) Regulations, 2011.

For Future Retail Limited

  
Deepak Tanna  
Company Secretary




(I)(b) Statement showing holding of securities (including shares, warrants, convertible securities) of persons belonging to the category "Promoter and Promoter Group"

Sr. No.	Name of the shareholder	Details of Shares held		Encumbered shares (*)			Details of warrants		Details of convertible		Total shares (including underlying shares assuming full conversion of warrants and convertible securities) as a % of diluted share capital
		Number of shares held	As a % of grand total (A)+(B)+(C)	No.	As a percentage	As a % of grand total (A)+(B)+(C) of sub-clause (I)(a)	Number of warrants held	As a % total number of warrants of the same class	Number of convertible securities held	As a % total number of convertible securities of the same class	
(I)	(II)	(III)	(IV)	(V)	(VI)=(V)/(III)*100	(VII)	(VIII)	(IX)	(X)	(XI)	(XII)
1	Future Corporate Resources Limited	157596398	40.58	134857062	85.57	34.73	0	0	0	0.00	40.58
2	PIL Industries Limited	37898109	9.76	22916188	60.47	5.90	0	0	0	0	9.76
3	Akar Estate And Finance Private Limited	1000	0.00	0	0.00	0.00	0	0	0	0	0.00
4	RYKA Commercial Ventures Private Limited	535515	0.14	0	0.00	0.00	0	0	0	0	0.14
<b>TOTAL</b>		<b>196031022</b>	<b>50.48</b>	<b>157773250</b>	<b>80.48</b>	<b>40.63</b>	<b>0</b>	<b>0</b>	<b>0</b>	<b>0.00</b>	<b>50.48</b>

(\*) Information on encumbered shares is compiled as per the meaning assigned to the term 'encumbrance' under the SEBI (SAST) Regulations, 2011.

For Future Retail Limited


  
Deepak Tanna  
Company Secretary



(l)(c)(i) Statement showing holding of securities (including shares, warrants, convertible securities) of persons belonging to the category "Public" and holding more than 1% of the total number of shares

Sr. No.	Name of the shareholder	Number of shares held	Shares as a percentage of total number of shares (i.e., Grand Total (A)+(B)+(C) indicated in Statement at para (l)(a) above)	Details of warrants		Details of convertible		Total shares (including underlying shares assuming full conversion of warrants and convertible securities) as a % of diluted share capital
				Number of warrants held	As a % total number of warrants of the same class	Number of convertible securities held	% w.r.t total number of convertible securities of the same class	
1	ARISAIG Partners (Asia) PTE Ltd. A/c Arisaig India Fund Limited	31637118	8.15	0	0	0	0	8.15
2	Brand Equity Treaties Limited	24999999	6.44	0	0	0	0	6.44
3	Counseled Mercantile Private Limited	21828193	5.62	0	0	0	0	5.62
4	Bennett, Coleman and Company Limited	20391700	5.25	0	0	0	0	5.25
5	Copthall Mauritius Investment Limited	10755879	2.77	0	0	0	0	2.77
6	Government Pension Fund Global	7129223	1.84	0	0	0	0	1.83
7	Standard Financial Consultants Pvt. Ltd.	5853647	1.51	0	0	0	0	1.51
8	Laxmi Shivanand Mankekar	5830821	1.50	0	0	0	0	1.50
9	Life Insurance Corporation of India	4970150	1.28	0	0	0	0	1.28
10	Shivanand Shankar Mankekar	4100000	1.06	0	0	0	0	1.06
11	General Insurance Corporation of India	4062500	1.05	0	0	0	0	1.05
<b>TOTAL</b>		<b>141559230</b>	<b>36.45</b>	<b>0</b>	<b>0</b>	<b>0</b>	<b>0</b>	<b>36.45</b>

For Future Retail Limited

  
Deepak Tanna  
Company Secretary



(l)(c)(ii) Statement showing holding of securities (including shares, warrants, convertible securities) of persons (together with PAC) belonging to the category "Public" and holding more than 5% of the total number of shares of the company

Sr. No.	Name(s) of the shareholder(s) and the Persons Acting in Concert (PAC) with them	Number of shares	Shares as a percentage of total number of shares {i.e., Grand Total (A)+(B)+(C) indicated in Statement at para (l)(a) above}	Details of warrants		Details of convertible		Total shares (including underlying shares assuming full conversion of warrants and convertible securities) as a % of diluted share capital
				Number of warrants	As a % total number of warrants of the same class	Number of convertible securities held	% w.r.t total number of convertible securities of the same class	
1	ARISAIG Partners (Asia) PTE Ltd. A/c Arisaig India Fund Ltd.	31637118	8.15	0	0	0	0	8.15
2	Bennett, Coleman and Company Limited [PAC: Vardhman Publishers Limited, Dharmayug Investments Limited and Brand Equity Treaties Limited]	52054199	13.40	0	0	0	0	13.40
3	Counseled Mercantile Private Limited	21828193	5.62	0	0	0	0	5.62
<b>TOTAL</b>		<b>105519510</b>	<b>27.17</b>	<b>0</b>	<b>0</b>	<b>0</b>	<b>0</b>	<b>27.17</b>

For Future Retail Limited

  
**Deepak Tanna**  
 Company Secretary




(l)(d)


Statement showing details of locked-in shares

Sr. No.	Name of the shareholder	Number of locked-in shares	Locked-in shares as a percentage of total number of shares {i.e., Grand Total (A)+(B)+(C) indicated in Statement at para (l)(a) above}	Promoter / Promoter Group / Public
1	Future Corporate Resources Limited	51907118	13.37	Promoter Group
2	Brand Equity Treaties Limited	15384615	3.96	Bodies Corporate
<b>TOTAL</b>		<b>67291733</b>	<b>17.33</b>	

For Future Retail Limited



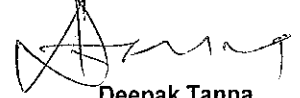
Deepak Tanna  
Company Secretary



(II)(a) Statement showing details of Depository Receipts (DRs)

Sr. No.	Type of outstanding DR (ADRs, GDRs, SDRs, etc.)	Number of outstanding DRs	Number of shares underlying outstanding DRs	Shares underlying outstanding DRs as a percentage of total number of shares {i.e., Grand Total (A)+(B)+(C) indicated in Statement at para (I)(a) above}
1	N.A.			0.00
<b>TOTAL</b>		<b>0</b>	<b>0</b>	<b>0.00</b>

For Future Retail Limited




Deepak Tanna  
Company Secretary



(II)(b) Statement showing holding of Depository Receipts (DRs), where underlying shares held by "promoter/promoter group" are in excess of 1% of the total number of shares

Sr. No.	Name of the DR Holder	Type of outstanding DR (ADRs, GDRs, SDRs, etc.)	Number of shares underlying outstanding DRs	Shares underlying outstanding DRs as a percentage of total number of shares {i.e., Grand Total (A)+(B)+(C) indicated in Statement at para (I)(a) above}
1	N. A.			0.00
<b>TOTAL</b>			<b>0</b>	<b>0.00</b>

For Future Retail Limited



Deepak Tanna  
Company Secretary





Equity Shares: Each Equity share carries 1 vote each

Class B Shares (Series 1): Every 4 Class B Shares (Series 1) carry 3 vote

Category code	Category of Shareholder	Number of Voting Rights held in each class of securities		Total Voting Rights (III+IV)	Total Voting Rights i.e. (V) 40,77,28,607 votes	
		Equity Shares	Class B Shares (Series 1)		As a percentage of (A+B)	As a percentage of (A+B+C)
(I)	(II)	(III)	(IV)	(V)	(VI)	(VII)
(A)	Promoter and Promoter Group					
(1)	Indian					
(a)	Individuals/ Hindu Undivided Family	-	66,086	66,086	0.02	0.02
(b)	Central Government/ State Government(s)	-	-	-	-	-
(c)	Bodies Corporate	19,60,31,022	1,11,17,367	20,71,48,389	50.81	50.81
(d)	Financial Institutions/ Banks	-	-	0	-	-
(e)	Any Others(Specify)	-	-	0	-	-
	<b>Sub Total(A)(1)</b>	<b>19,60,31,022</b>	<b>1,11,83,453</b>	<b>20,72,14,475</b>	<b>50.82</b>	<b>50.82</b>
(2)	Foreign					
(a)	Individuals (Non-Residents Individuals / Foreign Individuals)	-	-	-	-	-
(b)	Bodies Corporate	-	-	-	-	-
(c)	Institutions	-	-	-	-	-
(d)	Any Others(Specify)	-	-	-	-	-
	<b>Sub Total(A)(2)</b>	<b>-</b>	<b>-</b>	<b>-</b>	<b>-</b>	<b>-</b>
	<b>Total Shareholding of Promoter and Promoter Group (A) = (A)(1)+ (A)(2)</b>	<b>19,60,31,022</b>	<b>1,11,83,453</b>	<b>20,72,14,475</b>	<b>50.82</b>	<b>50.82</b>
(B)	Public shareholding					
(1)	Institutions					
(a)	Mutual Funds/ UTI	22,41,340	38	22,41,378	0.55	0.55
(b)	Financial Institutions / Banks	54,45,072	72,743	55,17,815	1.35	1.35
(c)	Central Government/ State Government(s)	-	-	-	-	-
(d)	Venture Capital Funds	-	-	-	0.00	0.00
(e)	Insurance Companies	42,09,828	26,761	42,36,589	1.04	1.04
(f)	Foreign Institutional Investors	6,42,69,740	1,47,823	6,44,17,363	15.80	15.80
(g)	Foreign Venture Capital Investors	-	-	-	-	-
(h)	Qualified Foreign Investor	-	-	-	-	-
(i)	Any Other (specify)	-	-	-	-	-
(i - i)	Foreign Portfolio Investor	3,55,595	-	3,55,595	0.09	0.09
	<b>Sub-Total (B)(1)</b>	<b>7,65,21,575</b>	<b>2,47,165</b>	<b>7,67,68,740</b>	<b>18.83</b>	<b>18.83</b>
(2)	Non-institutions					
(a)	Bodies Corporate	9,10,04,714	23,17,962	9,33,22,676	22.89	22.89
(b)	Individuals:					
	i. Individual shareholders holding nominal share capital up to Rs 1 lakh	1,08,54,433	13,72,020	1,22,26,453	3.00	3.00
	ii. Individual shareholders holding nominal share capital in excess of Rs. 1 lakh.	1,25,98,861	42,36,016	1,68,34,877	4.13	4.13
(c)	Qualified Foreign Investors	-	-	-	-	-
(d)	Any Other (specify)	-	-	-	-	-
(d-i)	Clearing Member	7,02,784	35,920	7,38,704	0.18	0.18
(d-ii)	Non Resident Indians	2,85,134	13,998	2,99,132	0.07	0.07
(d-iii)	Directors & their Relatives (Independent Directors)	10,000	750	10,750	0.01	0.01
(d-iv)	Trust	3,12,800	0	3,12,800	0.07	0.07
	<b>Sub-Total (B)(2)</b>	<b>11,57,68,726</b>	<b>79,76,666</b>	<b>12,37,45,392</b>	<b>30.35</b>	<b>30.35</b>
(B)	<b>Total Public Shareholding (B)= (B)(1)+(B)(2)</b>	<b>19,22,90,301</b>	<b>82,23,831</b>	<b>20,05,14,132</b>	<b>49.18</b>	<b>49.18</b>
	<b>TOTAL (A)+(B)</b>	<b>38,83,21,323</b>	<b>1,94,07,284</b>	<b>40,77,28,607</b>	<b>100.00</b>	<b>100.00</b>
(C)	Shares held by Custodians and against which Depository Receipts have been issued	-	-	-	-	-
	<b>GRAND TOTAL (A)+(B)+(C)</b>	<b>38,83,21,323</b>	<b>1,94,07,284</b>	<b>40,77,28,607</b>	<b>100.00</b>	<b>100.00</b>

For Future Retail Limited

  
Deepak Tanna  
Company Secretary




# FUTURE RETAIL

## Introductory sub-table (I)(a)

Name of the Company: Future Retail Limited			
Scrip Code, Name of the scrip, class of security: 570002(BSE), FRLDVR (NSE), Class B shares (Series1)			
Pre Shareholding Pattern			
<b>Partly paid-up shares:-</b>	<b>No. of partly paid-up shares</b>	<b>As a % of total no. of partly paid-up shares</b>	<b>As a % of total no. of shares of the company</b>
Held by promoter/promoter group	0	0	0
Held by public	0	0	0
<b>Total</b>	<b>0</b>	<b>0</b>	<b>0</b>
<b>Outstanding convertible securities:-</b>	<b>No. of outstanding securities</b>	<b>As a % of total no. of outstanding convertible securities</b>	<b>As a % of total no. of shares of the company, assuming full conversion of the convertible securities</b>
Held by promoter/promoter group	0	0	0
Held by public	0	0	0
<b>Total</b>	<b>0</b>	<b>0</b>	<b>0</b>
<b>Warrants:-</b>	<b>No. of warrants</b>	<b>As a % of total no. of warrants</b>	<b>As a % of total no. of shares of the company, assuming full conversion of warrants</b>
Held by promoter/promoter group	13498300	100	45.87
Held by public	0	0	0
<b>Total</b>	<b>13498300</b>	<b>100</b>	<b>45.87</b>
<b>Total paid-up capital of the company, assuming full conversion of warrants and convertible securities</b>	<b>Total paid-up capital is Rs. 7,87,49,358/- consisting of 3,93,74,679 Class B Shares (Series 1) of Rs. 2/- each</b>		

For Future Retail Limited



Deepak Tanna  
Company Secretary



Future Retail Limited (Formerly Pantaloon Retail (India) Limited)

Registered Office: Knowledge House, Shyam Nagar, Jogeshwari Vikhroli Link Road, Jogeshwari ( East ), Mumbai - 400 060


P + 91 22 3084 2336, F + 91 22 3084 2502, www.futureretail.co.in

CIN : L52399MH1987PLC044954

Statement Showing Shareholding Pattern								
Table (I)(a)								
Category code	Category of Shareholder	Number of Shareholders	Total number of shares	Number of shares held in dematerialized form	Total shareholding as a percentage of total number of shares		Shares Pledged or otherwise encumbered *	
					As a percentage of (A+B) <sup>1</sup>	As a percentage of (A+B+C)	Number of shares	As a percentage
(I)	(II)	(III)	(IV)	(V)	(VI)	(VII)	(VIII)	(IX) = (VIII)/(IV)*100
(A)	Shareholding of Promoter and Promoter Group <sup>2</sup>							
1	Indian							
(a)	Individuals/ Hindu Undivided Family	9	88115	88115	0.34	0.34	0	0.0000
(b)	Central Government / State Government(s)	0	0	0	0.00	0.00	0	0.0000
(c)	Bodies Corporate	6	14823156	14823156	57.28	57.28	2488034	16.78
(d)	Financial Institutions/ Banks	0	0	0	0.00	0.00	0	0.0000
(e)	Any Others(Specify)	0	0	0	0.00	0.00	0	0.0000
	Sub Total(A)(1)	15	14911271	14911271	57.63	57.63	2488034	16.69
2	Foreign							
a	Individuals (Non-Residents Individuals/ Foreign Individuals)	0	0	0	0.00	0.00	0	0.00
b	Bodies Corporate	0	0	0	0.00	0.00	0	0.00
c	Institutions	0	0	0	0.00	0.00	0	0.00
d	Qualified Foreign Investor	0	0	0	0.00	0.00	0	0.00
e	Any Others(Specify)	0	0	0	0.00	0.00	0	0.00
	Sub Total(A)(2)	0	0	0	0.00	0.00	0	0.00
	Total Shareholding of Promoter and Promoter Group (A) = (A)(1)+(A)(2)	15	14911271	14911271	57.63	57.63	2488034	16.69
(B)	Public shareholding							
1	Institutions							
(a)	Mutual Funds/ UTI	1	50	50	0.00	0.00	0	0.00
(b)	Financial Institutions / Banks	1	96991	96991	0.37	0.37	0	0.00
(c)	Central Government / State Government(s)	0	0	0	0.00	0.00	0	0.00
(d)	Venture Capital Funds	0	0	0	0.00	0.00	0	0.00
(e)	Insurance Companies	4	35682	35682	0.14	0.14	0	0.00
(f)	Foreign Institutional Investors	3	196831	196831	0.76	0.76	0	0.00
(g)	Foreign Venture Capital Investors	0	0	0	0.00	0.00	0	0.00
(h)	Qualified Foreign investor	0	0	0	0.00	0.00	0	0.00
(i)	Any Other (specify)	0	0	0	0.00	0.00	0	0.00
	Sub-Total (B)(1)	9	329554	329554	1.27	1.27	0	0.00
B 2	Non-institutions							
(a)	Bodies Corporate	292	3090816	3090206	11.94	11.94	0	0.00
(b)	Individuals							
I	Individual shareholders holding nominal share capital up to Rs. 1 lakh	14516	1829360	1717895	7.07	7.07	0	0.00
II	Individual shareholders holding nominal share capital in excess of Rs. 1 lakh	21	5648021	5648021	21.83	21.83	0	0.00
(c)	Qualified Foreign Investor	0	0	0	0.00	0.00	0	0.00
(d)	Any Other (specify)							
(d-i)	Clearing Member	51	47893	47893	0.19	0.19	0	0.00
(d-ii)	Non Resident Indians	182	18664	18464	0.07	0.07	0	0.00
(d-iii)	Directors & their Relatives (Independent Directors)	1	1000	1000	0.00	0.00	0	0.00
	Sub-Total (B)(2)	15083	10635554	10523479	41.10	41.10	0	0.00
(B)	Total Public Shareholding (B) = (B)(1)+(B)(2)	15072	10965108	1053033	42.37	42.37	0	0.00
	TOTAL (A)+(B)	15087	25876379	25764304	100.00	100.00	2488034	9.62
(C)	Shares held by Custodians and against which Depository Receipts have been issued							
1	Promoter and Promoter Group	0	0	0	0	0.00	0	0.00
2	Public	0	0	0	0	0.00	0	0.00
	Sub-Total (C)	0	0	0	0	0	0	0.00
	GRAND TOTAL (A)+(B)+(C)	15087	25876379	25764304	100.00	100.00	2488034	9.62

(\* ) Information on encumbered shares is compiled as per the meaning assigned to the term 'encumbrance' under the SEBI (SAST) Regulations, 2011.

For Future Retail Limited

  
Deepak Tanna  
Company Secretary




(l)(b) Statement showing holding of securities (including shares, warrants, convertible securities) of persons belonging to the category "Promoter and Promoter Group"

Sr. No.	Name of the shareholder	Details of Shares held		Encumbered shares (*)			Details of warrants		Details of convertible		Total shares (including underlying shares assuming full conversion of warrants and convertible securities) as a % of diluted share capital
		Number of shares held	As a % of grand total (A) + (B) + (C)	No.	As a percentage	As a % of grand total (A)+(B)+(C) of sub-clause (l)(a)	Number of warrants held	As a % total number of warrants of the same class	Number of convertible securities held	As a % total number of convertible securities of the same class	
(I)	(II)	(III)	(IV)	(V)	(VI)=(V)/(III)*100	(VII)	(VIII)	(IX)	(X)	(XI)	(XII)
1	Kishore Biyani	2121	0.01	0	0.00	0.00	0	0	0	0	0.01
2	Gopikishan Biyani	2121	0.01	0	0.00	0.00	0	0	0	0	0.00
3	Laxminarayan Biyani	2121	0.01	0	0.00	0.00	0	0	0	0	0.00
4	Vijay Biyani	2121	0.01	0	0.00	0.00	0	0	0	0	0.01
5	Sunil Biyani	2121	0.01	0	0.00	0.00	0	0	0	0	0.01
6	Anil Biyani	2121	0.01	0	0.00	0.00	0	0	0	0	0.01
7	Rakesh Biyani	2121	0.01	0	0.00	0.00	0	0	0	0	0.00
8	Ashni Biyani	71147	0.27	0	0.00	0.00	0	0	0	0	0.01
9	Vivek Biyani	2121	0.01	0	0.00	0.00	0	0	0	0	0.18
10	Future Corporate Resources Limited	1275496	4.93	0	0.00	0.00	13498300	100.00	0	0.00	0.00
11	PIL Industries Limited	5738034	22.17	988034	17.22	3.82	0	0	0	0	14.57
12	Manz Retail Private Limited	1579103	6.10	200000	12.67	0.77	0	0	0	0	4.01
13	Gargi Developers Private Limited	4550000	17.58	1300000	28.57	5.02	0	0	0	0	11.56
14	RYKA Commercial Ventures Private Limited	1149148	4.44	0	0.00	0.00	0	0	0	0	2.92
15	Future Capital Investment Private Limited	531375	2.05	0	0.00	0.00	0	0	0	0	1.35
<b>TOTAL</b>		<b>14911271</b>	<b>57.63</b>	<b>2488034</b>	<b>16.69</b>	<b>9.62</b>	<b>13498300</b>	<b>100</b>	<b>0</b>	<b>0</b>	<b>37.87</b>

(\*) Information on encumbered shares is compiled as per the meaning assigned to the term 'encumbrance' under the SEBI (SAST) Regulations, 2011.

For Future Retail Limited




Deepak Tanna  
Company Secretary



(l)(c)(i) Statement showing holding of securities (including shares, warrants, convertible securities) of persons belonging to the category "Public" and holding more than 1% of the total number of shares

Sr. No.	Name of the shareholder	Number of shares held	Shares as a percentage of total number of shares (i.e., Grand Total (A)+(B)+(C) indicated in Statement at para (l)(a) above}	Details of warrants		Details of convertible		Total shares (including underlying shares assuming full conversion of warrants and convertible securities) as a % of diluted share capital
				Number of warrants held	As a % total number of warrants of the same class	Number of convertible securities held	% w.r.t total number of convertible securities of the same class	
1	NISHTHA INVESTMENT & CONSULTANCY SERVICES PVT. LTD	703220	2.72	0	0	0	0	1.79
2	VALLABH ROOPCHAND BHANSHALI	681907	2.64	0	0	0	0	1.73
3	AKASH BHANSHALI	605445	2.34	0	0	0	0	1.54
4	LATA BHANSHALI	590702	2.28	0	0	0	0	1.50
5	AKASH BHANSHALI	477228	1.84	0	0	0	0	1.21
6	PURVI PANKAJ PATEL	390339	1.51	0	0	0	0	0.99
7	AADI FINANCIAL ADVISORS LLP	375419	1.45	0	0	0	0	0.95
8	COUNSELED MERCANTILE PRIVATE LIMITED	363022	1.40	0	0	0	0	0.92
9	PANKAJ JAYANTILAL PATEL	357907	1.38	0	0	0	0	0.91
10	JAY VIJAY RESOURCES PVT LTD	337241	1.30	0	0	0	0	0.86
11	VISHAL ASHWIN PATEL	326253	1.26	0	0	0	0	0.83
12	SNEHLATA RAJESH NUWAL	311666	1.20	0	0	0	0	0.83
13	PRASHANT JAYANTILAL PATEL	284406	1.10	0	0	0	0	0.72
14	DAMYANTI ASHWIN PATEL	261908	1.01	0	0	0	0	0.67
<b>TOTAL</b>		<b>6066663</b>	<b>23.44</b>	<b>0</b>	<b>0</b>	<b>0</b>	<b>0</b>	<b>15.45</b>

For Future Retail Limited



Deepak Tanna  
Company Secretary




(l)(c)(ii) Statement showing holding of securities (including shares, warrants, convertible securities) of persons (together with PAC) belonging to the category "Public" and holding more than 5% of the total number of shares of the company

Sr. No.	Name(s) of the shareholder(s) and the Persons Acting in Concert (PAC) with them	Number of shares	Shares as a percentage of total number of shares {i.e., Grand Total (A)+(B)+(C) indicated in Statement at para (l)(a) above}	Details of warrants		Details of convertible		Total shares (including underlying shares assuming full conversion of warrants and convertible securities) as a % of diluted share capital
				Number of warrants	As a % total number of warrants of the same class	Number of convertible securities held	% w.r.t total number of convertible securities of the same class	
			0.00	0	0	0	0	
<b>TOTAL</b>		<b>0</b>	<b>0.00</b>	<b>0</b>	<b>0</b>	<b>0</b>	<b>0</b>	<b>0.00</b>

For Future Retail Limited


  
**Deepak Tanna**  
 Company Secretary



(l)(d) Statement showing details of locked-in shares

Sr. No.	Name of the shareholder	Number of locked-in shares	Locked-in shares as a percentage of total number of shares {i.e., Grand Total (A)+(B)+(C) indicated in Statement at para (l)(a) above}	Promoter / Promoter Group / Public
	NIL	0	0.00	
<b>TOTAL</b>		<b>0</b>		

For Future Retail Limited




Deepak Tanna  
Company Secretary



(II)(a) Statement showing details of Depository Receipts (DRs)

Sr. No.	Type of outstanding DR (ADRs, GDRs, SDRs, etc.)	Number of outstanding DRs	Number of shares underlying outstanding DRs	Shares underlying outstanding DRs as a percentage of total number of shares {i.e., Grand Total (A)+(B)+(C) indicated in Statement at para (I)(a) above}
1	N.A.			0.00
<b>TOTAL</b>		<b>0</b>	<b>0</b>	<b>0.00</b>

For Future Retail Limited



Deepak Tanna  
Company Secretary






(II)(b) Statement showing holding of Depository Receipts (DRs), where underlying shares held by "promoter/promoter group" are in excess of 1% of the total number of shares

Sr. No.	Name of the DR Holder	Type of outstanding DR (ADRs, GDRs, SDRs, etc.)	Number of shares underlying outstanding DRs	Shares underlying outstanding DRs as a percentage of total number of shares {i.e., Grand Total (A)+(B)+(C) indicated in Statement at para (I)(a) above}
1	N. A.			0.00
<b>TOTAL</b>			<b>0</b>	<b>0.00</b>

For Future Retail Limited



Deepak Tanna  
Company Secretary



Equity Shares: Each Equity share carries 1 vote each

Class B Shares (Series 1): Every 4 Class B Shares (Series 1) carry 3 vote

Category code	Category of Shareholder	Number of Voting Rights held in each class of securities		Total Voting Rights (III+IV)	Total Voting Rights i.e. (V) 40,77,28,607 votes	
		Equity Shares	Class B Shares (Series 1)		As a percentage of (A+B)	As a percentage of (A+B+C)
(I)	(II)	(III)	(IV)	(V)	(VI)	(VII)
(A)	<b>Promoter and Promoter Group</b>					
(1)	<b>Indian</b>					
(a)	Individuals/ Hindu Undivided Family	-	66,086	66,086	0.02	0.02
(b)	Central Government/ State Government(s)	-	-	-	-	-
(c)	Bodies Corporate	19,60,31,022	1,11,17,367	20,71,48,389	50.81	50.81
(d)	Financial Institutions/ Banks	-	-	0	-	-
(e)	Any Others(Specify)	-	-	0	-	-
	<b>Sub Total(A)(1)</b>	<b>19,60,31,022</b>	<b>1,11,83,453</b>	<b>20,72,14,475</b>	<b>50.82</b>	<b>50.82</b>
(2)	<b>Foreign</b>					
(a)	Individuals (Non-Residents Individuals / Foreign Individuals)	-	-	-	-	-
(b)	Bodies Corporate	-	-	-	-	-
(c)	Institutions	-	-	-	-	-
(d)	Any Others(Specify)	-	-	-	-	-
	<b>Sub Total(A)(2)</b>	<b>-</b>	<b>-</b>	<b>-</b>	<b>-</b>	<b>-</b>
	<b>Total Shareholding of Promoter and Promoter Group (A) = (A)(1)+ (A)(2)</b>	<b>19,60,31,022</b>	<b>1,11,83,453</b>	<b>20,72,14,475</b>	<b>50.82</b>	<b>50.82</b>
(B)	<b>Public shareholding</b>					
(1)	<b>Institutions</b>					
(a)	Mutual Funds/ UTI	22,41,340	38	22,41,378	0.55	0.55
(b)	Financial Institutions / Banks	54,45,072	72,743	55,17,815	1.35	1.35
(c)	Central Government/ State Government(s)	-	-	-	-	-
(d)	Venture Capital Funds	-	-	-	0.00	0.00
(e)	Insurance Companies	42,09,828	26,761	42,36,589	1.04	1.04
(f)	Foreign Institutional Investors	6,42,69,740	1,47,623	6,44,17,363	15.80	15.80
(g)	Foreign Venture Capital Investors	-	-	-	-	-
(h)	Qualified Foreign Investor	-	-	-	-	-
(i)	Any Other (specify)	-	-	-	-	-
(i - i)	Foreign Portfolio Investor	3,55,595	-	3,55,595	0.09	0.09
	<b>Sub-Total (B)(1)</b>	<b>7,65,21,575</b>	<b>2,47,165</b>	<b>7,67,68,740</b>	<b>18.83</b>	<b>18.83</b>
(2)	<b>Non-institutions</b>					
(a)	Bodies Corporate	9,10,04,714	23,17,962	9,33,22,676	22.89	22.89
(b)	<b>Individuals:</b>					
	i. Individual shareholders holding nominal share capital up to Rs 1 lakh	1,08,54,433	13,72,020	1,22,26,453	3.00	3.00
	ii. Individual shareholders holding nominal share capital in excess of Rs. 1 lakh.	1,25,98,861	42,36,016	1,68,34,877	4.13	4.13
(c)	Qualified Foreign Investors	-	-	-	-	-
(d)	Any Other (specify)	-	-	-	-	-
(d-i)	Clearing Member	7,02,784	35,920	7,38,704	0.18	0.18
(d-ii)	Non Resident Indians	2,85,134	13,998	2,99,132	0.07	0.07
(d-iii)	Directors & their Relatives (Independent Directors)	10,000	750	10,750	0.01	0.01
(d-iv)	Trust	3,12,800	0	3,12,800	0.07	0.07
	<b>Sub-Total (B)(2)</b>	<b>11,57,68,726</b>	<b>79,76,666</b>	<b>12,37,45,392</b>	<b>30.35</b>	<b>30.35</b>
(B)	<b>Total Public Shareholding (B)= (B)(1)+(B)(2)</b>	<b>19,22,90,301</b>	<b>82,23,831</b>	<b>20,05,14,132</b>	<b>49.18</b>	<b>49.18</b>
	<b>TOTAL (A)+(B)</b>	<b>38,83,21,323</b>	<b>1,94,07,284</b>	<b>40,77,28,607</b>	<b>100.00</b>	<b>100.00</b>
(C)	Shares held by Custodians and against which Depository Receipts have been issued	-	-	-	-	-
	<b>GRAND TOTAL (A)+(B)+(C)</b>	<b>38,83,21,323</b>	<b>1,94,07,284</b>	<b>40,77,28,607</b>	<b>100.00</b>	<b>100.00</b>

For Future Retail Limited

  
Deepak Tanna  
Company Secretary



# FUTURE RETAIL

## Introductory sub-table (I)(a)

Name of the Company: Future Retail Limited			
Scrip Code, Name of the scrip, class of security: 523574 (BSE), FRL (NSE), Equity			
Post Shareholding Pattern (based on 31st March, 2015)			
<b>Partly paid-up shares:-</b>	<b>No. of partly paid-up shares</b>	<b>As a % of total no. of partly paid-up shares</b>	<b>As a % of total no. of shares of the company</b>
Held by promoter/promoter group	0	0	0
Held by public	0	0	0
<b>Total</b>	<b>0</b>	<b>0</b>	<b>0</b>
<b>Outstanding convertible securities:-</b>	<b>No. of outstanding securities</b>	<b>As a % of total no. of outstanding convertible securities</b>	<b>As a % of total no. of shares of the company, assuming full conversion of the convertible securities</b>
Held by promoter/promoter group	0	0	0
Held by public	0	0	0
<b>Total</b>	<b>0</b>	<b>0</b>	<b>0</b>
<b>Warrants:-</b>	<b>No. of warrants</b>	<b>As a % of total no. of warrants</b>	<b>As a % of total no. of shares of the company, assuming full conversion of warrants</b>
Held by promoter/promoter group	0	0	0
Held by public	0	0	0
<b>Total</b>	<b>0</b>	<b>0</b>	<b>0</b>
* Total paid-up capital of the company, assuming full conversion of warrants and convertible securities	Total paid-up capital is Rs. 86,35,99,168/- consisting of 43,17,99,584 Equity shares of Rs.2/- each. (Please see Note below)		
<b>NOTE 1</b>			
In the above paid up capital, 1500 Optionally Convertible Debentures (OCDs Series 2) issued pursuant to the Scheme of Amalgamation, for merger of Future Value Retail Limited with the Company, becoming effective on 11th February, 2014, have not been considered as the conversion price of these securities would be determinable on 15th December, 2015 for OCDS Series 2. Further, as per terms of issue, these securities may be redeemed based on certain events.			
It is also to be noted that 1000 OCDs Series 1 have already been redeemed as on December 30, 2014, and 1500 OCDs Series 2 have redeemed on May 11, 2015.			



For Future Retail Limited

*Deepak Tanna*  
Deepak Tanna  
Company Secretary

## Statement Showing Shareholding Pattern

Table (I)(a)

Category code	Category of Shareholder	Number of Shareholders	Total number of shares	Number of shares held in dematerialized form	Total shareholding as a percentage of total number of shares		Shares Pledged or otherwise encumbered *	
					As a percentage of (A+B) <sup>1</sup> (VI)	As a percentage of (A+B+C) (VII)	Number of shares (VIII)	As a percentage (IX)=(VIII)/(IV)*100
(I)	(II)	(III)	(IV)	(V)	(VI)	(VII)	(VIII)	(IX)
<b>(A)</b>	<b>Shareholding of Promoter and Promoter Group<sup>2</sup></b>							
1	Indian							
(a)	Individuals / Hindu Undivided Family	0	0	0	0.00	0.00	0	0.00
(b)	Central Government / State Government(s)	0	0	0	0.00	0.00	0	0.00
(c)	Bodies Corporate	4	196031022	196031022	45.40	45.40	157773250	80.48
(d)	Financial Institutions/ Banks	0	0	0	0.00	0.00	0	0.00
(e)	Any Others(Specify)	0	0	0	0.00	0.00	0	0.00
	<b>Sub Total(A)(1)</b>	<b>4</b>	<b>196031022</b>	<b>196031022</b>	<b>45.40</b>	<b>45.40</b>	<b>157773250</b>	<b>80.48</b>
2	Foreign							
a	Individuals (Non-Residents Individuals / Foreign Individuals)	0	0	0	0.00	0.00	0	0.00
b	Bodies Corporate	0	0	0	0.00	0.00	0	0.00
c	Institutions	0	0	0	0.00	0.00	0	0.00
d	Qualified Foreign Investor	0	0	0	0.00	0.00	0	0.00
e	Any Others(Specify)	0	0	0	0.00	0.00	0	0.00
	<b>Sub Total(A)(2)</b>	<b>0</b>	<b>0</b>	<b>0</b>	<b>0.00</b>	<b>0.00</b>	<b>0</b>	<b>0.00</b>
	<b>Total Shareholding of Promoter and Promoter Group (A)= (A)(1)+(A)(2)</b>	<b>4</b>	<b>196031022</b>	<b>196031022</b>	<b>45.40</b>	<b>45.40</b>	<b>157773250</b>	<b>80.48</b>
<b>(B)</b>	<b>Public shareholding</b>							
1	Institutions							
(a)	Mutual Funds/ UTI	4	2241340	2241340	0.52	0.52	0	0.00
(b)	Financial Institutions / Banks	9	5445072	5445072	1.26	1.26	0	0.00
(c)	Central Government / State Government(s)	0	0	0	0.00	0.00	0	0.00
(d)	Venture Capital Funds	0	0	0	0.00	0.00	0	0.00
(e)	Insurance Companies	2	4209828	4209828	0.97	0.97	0	0.00
(f)	Foreign Institutional Investors	59	64269740	64269740	14.89	14.89	0	0.00
(g)	Foreign Venture Capital Investors	0	0	0	0.00	0.00	0	0.00
(h)	Qualified Foreign Investor	0	0	0	0.00	0.00	0	0.00
(i)	Any Other (specify)	0	0	0	0.00	0.00	0	0.00
(i-i)	Foreign Bodies Corporate	5	355595	355595	0.08	0.08	0	0.00
	<b>Sub-Total (B)(1)</b>	<b>79</b>	<b>76521575</b>	<b>76521575</b>	<b>17.72</b>	<b>17.72</b>	<b>0</b>	<b>0.00</b>
<b>B 2</b>	<b>Non-Institutions</b>							
(a)	Bodies Corporate	696	134482975	1489661703	31.15	31.15	0	0.00
(b)	Individuals							
i	Individual shareholders holding nominal share capital up to ₹ 1 lakh	42453	10854433	9818697	2.51	2.51	0	0.00
ii	Individual shareholders holding nominal share capital in excess of ₹ 1 lakh.	23	12598861	12598861	2.92	2.92	0	0.00
(c)	Qualified Foreign Investors	0	0	0	0.00	0.00	0	0.00
(d)	Any Other (specify)							
(d-i)	Clearing Member	265	702784	702784	0.16	0.16	0	0.00
(d-ii)	Non Resident Indians	360	285134	283134	0.07	0.07	0	0.00
(d-iii)	Directors & their Relatives (Independent Directors)	1	10000	10000	0.00	0.00	0	0.00
(d-iv)	Trust	3	312800	312800	0.07	0.07	0	0.00
	<b>Sub-Total (B)(2)</b>	<b>43801</b>	<b>159246987</b>	<b>1513388979</b>	<b>36.89</b>	<b>36.89</b>	<b>0</b>	<b>0.00</b>
<b>(B)</b>	<b>Total Public Shareholding (B)= (B)(1)+(B)(2)</b>	<b>43880</b>	<b>235768562</b>	<b>1589910554</b>	<b>54.60</b>	<b>54.60</b>	<b>0</b>	<b>0.00</b>
	<b>TOTAL (A)+(B)</b>	<b>43884</b>	<b>431798584</b>	<b>1785941576</b>	<b>100.00</b>	<b>100.00</b>	<b>157773250</b>	<b>36.54</b>
<b>(C)</b>	<b>Shares held by Custodians and against which Depository Receipts have been issued</b>							
1	Promoter and Promoter Group	0	0	0	0	0.00	0	0.00
2	Public	0	0	0	0	0.00	0	0.00
	<b>Sub-Total (C)</b>	<b>0</b>	<b>0</b>	<b>0</b>	<b>0</b>	<b>0.00</b>	<b>0</b>	<b>0.00</b>
	<b>GRAND TOTAL (A)+(B)+(C)</b>	<b>43884</b>	<b>431798584</b>	<b>1785941576</b>	<b>100.00</b>	<b>100.00</b>	<b>157773250</b>	<b>36.54</b>

(\* Information on encumbered shares is compiled as per the meaning assigned to the term 'encumbrance' under the SEBI (SAST) Regulations, 2011.



For Future Retail Limited

*Deepak Tanna*  
Deepak Tanna  
Company Secretary

(I)(b) Statement showing holding of securities (including shares, warrants, convertible securities) of persons belonging to the category "Promoter and Promoter Group"

Sr. No.	Name of the shareholder	Details of Shares held		Encumbered shares (*)			Details of warrants		Details of convertible		Total shares (including underlying shares assuming full conversion of warrants and convertible securities) as a % of diluted share capital
		Number of shares held	As a % of grand total (A)+(B)+(C)	No.	As a percentage	As a % of grand total (A)+(B)+(C) of sub-clause (I)(a)	Number of warrants held	As a % total number of warrants of the same class	Number of convertible securities held	As a % total number of convertible securities of the same class	
(I)	(II)	(III)	(IV)	(V)	(VI)=(V)/(III)*100	(VII)	(VIII)	(IX)	(X)	(XI)	(XII)
1	Future Corporate Resources Limited	157596398	36.50	134857062	85.57	34.73	0	0	0	0.00	36.50
2	PIL Industries Limited	37898109	8.78	22916188	60.47	5.90	0	0	0	0	8.78
3	Akar Estate And Finance Private Limited	1000	0.00	0	0.00	0.00	0	0	0	0	0.00
4	RYKA Commercial Ventures Private Limited	535515	0.12	0	0.00	0.00	0	0	0	0	0.12
<b>TOTAL</b>		<b>196031022</b>	<b>45.40</b>	<b>157773250</b>	<b>80.48</b>	<b>40.63</b>	<b>0</b>	<b>0</b>	<b>0</b>	<b>0.00</b>	<b>45.40</b>

(\*) Information on encumbered shares is compiled as per the meaning assigned to the term 'encumbrance' under the SEBI (SAST) Regulations, 2011.

For Future Retail Limited



*Deepak Tanna*  
Deepak Tanna  
Company Secretary

(I)(c)(i) Statement showing holding of securities (including shares, warrants, convertible securities) of persons belonging to the category "Public" and holding more than 1% of the total number of shares

Sr. No.	Name of the shareholder	Number of shares held	Shares as a percentage of total number of shares (i.e., Grand Total (A)+(B)+(C) indicated in Statement at para (I)(a) above)	Details of warrants		Details of convertible		Total shares (including underlying shares assuming full conversion of warrants and convertible securities) as a % of diluted share capital
				Number of warrants held	As a % total number of warrants of the same class	Number of convertible securities held	% w.r.t total number of convertible securities of the same class	
1	Cedar Support Services Limited	43478255	10.07	0	0	0	0	10.07
2	ARISAIG Partners (Asia) PTE Ltd. A/c Arisaig India Fund Limited	31637118	7.33	0	0	0	0	7.33
3	Brand Equity Treaties Limited	24999999	5.79	0	0	0	0	5.79
4	Counseled Mercantile Private Limited	21828193	5.06	0	0	0	0	5.06
5	Bennett, Coleman and Company Limited	20391700	4.72	0	0	0	0	4.72
6	Copthall Mauritius Investment Limited	10755879	2.49	0	0	0	0	2.49
7	Government Pension Fund Global	7129223	1.65	0	0	0	0	1.65
8	Standard Financial Consultants Pvt. Ltd.	5853647	1.36	0	0	0	0	1.36
9	Laxmi Shivanand Mankekar	5830821	1.35	0	0	0	0	1.35
10	Life Insurance Corporation of India	4970150	1.15	0	0	0	0	1.15
<b>TOTAL</b>		<b>176874985</b>	<b>40.96</b>	<b>0</b>	<b>0</b>	<b>0</b>	<b>0</b>	<b>40.96</b>



For Future Retail Limited

*Deepak Tanna*  
Deepak Tanna  
Company Secretary

(l)(c)(ii) Statement showing holding of securities (including shares, warrants, convertible securities) of persons (together with PAC) belonging to the category "Public" and holding more than 5% of the total number of shares of the company

Sr. No.	Name(s) of the shareholder(s) and the Persons Acting in Concert (PAC) with them	Number of shares	Shares as a percentage of total number of shares (i.e., Grand Total (A)+(B)+(C) indicated in Statement at para (l)(a) above}	Details of warrants		Details of convertible		Total shares (including underlying shares assuming full conversion of warrants and convertible securities) as a % of diluted share capital
				Number of warrants	As a % total number of warrants of the same class	Number of convertible securities held	% w.r.t total number of convertible securities of the same class	
1	Cedar Support Services Limited	43478255	10.07	0	0	0	0	10.07
2	ARISAIG Partners (Asia) PTE Ltd. A/c Arisaig India Fund Ltd.	31637118	7.33	0	0	0	0	7.33
3	Bennett, Coleman and Company Limited [PAC: Vardhman Publishers Limited, Dharmayug Investments Limited and Brand Equity Treaties Limited]	52054199	12.06	0	0	0	0	12.06
	Counseled Mercantile Private Limited	21828193	5.06	0	0	0	0	5.06
<b>TOTAL</b>		<b>148997765</b>	<b>34.52</b>	<b>0</b>	<b>0</b>	<b>0</b>	<b>0</b>	<b>34.52</b>



For Future Retail Limited

  
Deepak Tanna  
Company Secretary

(I)(d)

Statement showing details of locked-in shares

Sr. No.	Name of the shareholder	Number of locked-in shares	Locked-in shares as a percentage of total number of shares {i.e., Grand Total (A)+(B)+(C) indicated in Statement at para (I)(a) above}	Promoter / Promoter Group / Public
1	Future Corporate Resources Limited	51907118	12.02	Promoter Group
2	Brand Equity Treaties Limited	15384615	3.56	Bodies Corporate
<b>TOTAL</b>		<b>67291733</b>	<b>15.58</b>	

For Future Retail Limited



  
Deepak Tanna  
Company Secretary



(II)(a) Statement showing details of Depository Receipts (DRs)

Sr. No.	Type of outstanding DR (ADRs, GDRs, SDRs, etc.)	Number of outstanding DRs	Number of shares underlying outstanding DRs	Shares underlying outstanding DRs as a percentage of total number of shares (i.e., Grand Total (A)+(B)+(C) indicated in Statement at para (I)(a) above)
1	N.A.			0.00
<b>TOTAL</b>		<b>0</b>	<b>0</b>	<b>0.00</b>



For Future Retail Limited

  
Deepak Tanna  
Company Secretary

(II)(b) Statement showing holding of Depository Receipts (DRs), where underlying shares held by "promoter/promoter group" are in excess of 1% of the total number of shares

Sr. No.	Name of the DR Holder	Type of outstanding DR (ADRs, GDRs, SDRs, etc.)	Number of shares underlying outstanding DRs	Shares underlying outstanding DRs as a percentage of total number of shares {i.e., Grand Total (A)+(B)+(C) indicated in Statement at para (I)(a) above}
1	N. A.			0.00
<b>TOTAL</b>			<b>0</b>	<b>0.00</b>



For Future Retail Limited

  
 Deepak Tanna  
 Company Secretary

Equity Shares: Each Equity share carries 1 vote each

Class B Shares (Series 1): Every 4 Class B Shares (Series 1) carry 3 vote

Category code	Category of Shareholder	Number of Voting Rights held in each class of securities		Total Voting Rights (III+IV)	Total Voting Rights i.e. (V) 46,13,30,593 votes	
		Equity Shares	Class B Shares (Series 1)		As a percentage of (A+B)	As a percentage of (A+B+C)
(I)	(II)	(III)	(IV)	(V)	(VI)	(VII)
(A)	<b>Promoter and Promoter Group</b>					
(1)	<b>Indian</b>					
(a)	Individuals/ Hindu Undivided Family	-	66,086	66,086	0.01	0.01
(b)	Central Government/ State Government(s)	-	-	-	-	-
(c)	Bodies Corporate	19,60,31,022	2,12,41,092	21,72,72,114	47.10	47.10
(d)	Financial Institutions/ Banks	-	-	0	-	-
(e)	Any Others(Specify)	-	-	0	-	-
	<b>Sub Total(A)(1)</b>	<b>19,60,31,022</b>	<b>2,13,07,178</b>	<b>21,73,38,200</b>	<b>47.11</b>	<b>47.11</b>
(2)	<b>Foreign</b>					
(a)	Individuals (Non-Residents Individuals / Foreign Individuals)	-	-	-	-	-
(b)	Bodies Corporate	-	-	-	-	-
(c)	Institutions	-	-	-	-	-
(d)	Any Others(Specify)	-	-	-	-	-
	<b>Sub Total(A)(2)</b>	<b>-</b>	<b>-</b>	<b>-</b>	<b>-</b>	<b>-</b>
	<b>Total Shareholding of Promoter and Promoter Group (A) = (A)(1)+ (A)(2)</b>	<b>19,60,31,022</b>	<b>2,13,07,178</b>	<b>21,73,38,200</b>	<b>47.11</b>	<b>47.11</b>
(B)	<b>Public shareholding</b>					
(1)	<b>Institutions</b>					
(a)	Mutual Funds/ UTI	22,41,340	38	22,41,378	0.49	0.49
(b)	Financial Institutions / Banks	54,45,072	72,743	55,17,815	1.20	1.20
(c)	Central Government/ State Government(s)	-	-	-	-	-
(d)	Venture Capital Funds	-	-	-	0.00	0.00
(e)	Insurance Companies	42,09,828	26,761	42,36,589	0.92	0.92
(f)	Foreign Institutional Investors	6,42,69,740	1,47,623	6,44,17,363	13.96	13.96
(g)	Foreign Venture Capital Investors	-	-	-	-	-
(h)	Qualified Foreign Investor	-	-	-	-	-
(i)	Any Other (specify)	-	-	-	-	-
(i - i)	Foreign Portfolio Investor	3,55,595	-	3,55,595	0.08	0.08
	<b>Sub-Total (B)(1)</b>	<b>7,65,21,575</b>	<b>2,47,165</b>	<b>7,67,68,740</b>	<b>16.64</b>	<b>16.64</b>
(2)	<b>Non-institutions</b>					
(a)	Bodies Corporate	13,44,82,969	23,17,962	13,68,00,931	29.65	29.65
(b)	Individuals:					
	i. Individual shareholders holding nominal share capital up to Rs 1 lakh	1,08,54,439	13,72,020	1,22,26,459	2.65	2.65
	ii. Individual shareholders holding nominal share capital in excess of Rs. 1 lakh.	1,25,98,861	42,36,016	1,68,34,877	3.65	3.65
(c)	Qualified Foreign Investors	-	-	-	-	-
(d)	Any Other (specify)	-	-	-	-	-
(d-i)	Clearing Member	7,02,784	35,920	7,38,704	0.16	0.16
(d-ii)	Non Resident Indians	2,85,134	13,998	2,99,132	0.06	0.06
(d-iii)	Directors & their Relatives (Independent Directors)	10,000	750	10,750	0.01	0.01
(d-iv)	Trust	3,12,800	0	3,12,800	0.06	0.06
	<b>Sub-Total (B)(2)</b>	<b>15,92,46,987</b>	<b>79,76,666</b>	<b>16,72,23,653</b>	<b>36.25</b>	<b>36.25</b>
(B)	<b>Total Public Shareholding (B)= (B)(1)+(B)(2)</b>	<b>23,57,68,562</b>	<b>82,23,831</b>	<b>24,39,92,393</b>	<b>52.89</b>	<b>52.89</b>
	<b>TOTAL (A)+(B)</b>	<b>43,17,99,584</b>	<b>2,95,31,009</b>	<b>46,13,30,593</b>	<b>100.00</b>	<b>100.00</b>
(C)	Shares held by Custodians and against which Depository Receipts have been issued					
	<b>GRAND TOTAL (A)+(B)+(C)</b>	<b>43,17,99,584</b>	<b>2,95,31,009</b>	<b>46,13,30,593</b>	<b>100.00</b>	<b>100.00</b>



For Future Retail Limited

Deepak Tanna  
Company Secretary

# FUTURE RETAIL

Introductory sub-table (I)(a)

Name of the Company: Future Retail Limited			
Scrip Code, Name of the scrip, class of security: 570002(BSE), FRLDVR (NSE), Class B shares (Series1)			
Post Shareholding Pattern (based on 31st March, 2015)			
<b>Partly paid-up shares:-</b>	<b>No. of partly paid-up shares</b>	<b>As a % of total no. of partly paid-up shares</b>	<b>As a % of total no. of shares of the company</b>
Held by promoter/promoter group	0	0	0
Held by public	0	0	0
<b>Total</b>	<b>0</b>	<b>0</b>	<b>0</b>
<b>Outstanding convertible securities:-</b>	<b>No. of outstanding securities</b>	<b>As a % of total no. of outstanding convertible securities</b>	<b>As a % of total no. of shares of the company, assuming full conversion of the convertible securities</b>
Held by promoter/promoter group	0	0	0
Held by public	0	0	0
<b>Total</b>	<b>0</b>	<b>0</b>	<b>0</b>
<b>Warrants:-</b>	<b>No. of warrants</b>	<b>As a % of total no. of warrants</b>	<b>As a % of total no. of shares of the company, assuming full conversion of warrants</b>
Held by promoter/promoter group	0	0	0
Held by public	0	0	0
<b>Total</b>	<b>0</b>	<b>0</b>	<b>0</b>
<b>Total paid-up capital of the company, assuming full conversion of warrants and convertible securities</b>	<b>Total paid-up capital is Rs. 7,87,49,358/- consisting of 3,93,74,679 Class B Shares (Series 1) of Rs. 2/- each</b>		

**NOTE 1**

In the above paid up capital, assuming full conversion of 1,34,98,300 Class B Warrants issued to the promoter..



For Future Retail Limited

Deepak Tanna  
Company Secretary

Statement Showing Shareholding Pattern								
Table (I)(a)								
Category code	Category of Shareholder	Number of Shareholders	Total number of shares	Number of shares held in dematerialized form	Total shareholding as a percentage of total number of shares		Shares Pledged or otherwise encumbered *	
					As a percentage of (A+B) <sup>1</sup>	As a percentage of (A+B+C)	Number of shares	As a percentage
(I)	(II)	(III)	(IV)	(V)	(VI)	(VII)	(VIII)	(IX)= (VII)/(IV)*100
<b>(A)</b>	<b>Shareholding of Promoter and Promoter Group<sup>2</sup></b>							
1	<b>Indian</b>							
(a)	Individuals/ Hindu Undivided Family	9	88115	88115	0.22	0.22	0	0.0000
(b)	Central Government / State Government(s)	0	0	0	0.00	0.00	0	0.0000
(c)	Bodies Corporate	6	28321456	28321456	71.93	71.93	2488034	8.78
(d)	Financial Institutions/ Banks	0	0	0	0.00	0.00	0	0.0000
(e)	Any Others(Specify)	0	0	0	0.00	0.00	0	0.0000
	<b>Sub Total(A)(1)</b>	<b>15</b>	<b>28409571</b>	<b>28409571</b>	<b>72.15</b>	<b>72.15</b>	<b>2488034</b>	<b>8.76</b>
2	<b>Foreign</b>							
a	Individuals (Non-Residents Individuals/ Foreign Individuals)	0	0	0	0.00	0.00	0	0.00
b	Bodies Corporate	0	0	0	0.00	0.00	0	0.00
c	Institutions	0	0	0	0.00	0.00	0	0.00
d	Qualified Foreign Investor	0	0	0	0.00	0.00	0	0.00
e	Any Others(Specify)	0	0	0	0.00	0.00	0	0.00
	<b>Sub Total(A)(2)</b>	<b>0</b>	<b>0</b>	<b>0</b>	<b>0.00</b>	<b>0.00</b>	<b>0</b>	<b>0.00</b>
	<b>Total Shareholding of Promoter and Promoter Group (A)= (A)(1)+(A)(2)</b>	<b>15</b>	<b>28409571</b>	<b>28409571</b>	<b>72.15</b>	<b>72.15</b>	<b>2488034</b>	<b>8.76</b>
<b>(B)</b>	<b>Public shareholding</b>							
1	<b>Institutions</b>							
(a)	Mutual Funds/ UTI	1	50	50	0.00	0.00	0	0.00
(b)	Financial Institutions / Banks	1	96991	96991	0.25	0.25	0	0.00
(c)	Central Government / State Government(s)	0	0	0	0.00	0.00	0	0.00
(d)	Venture Capital Funds	0	0	0	0.00	0.00	0	0.00
(e)	Insurance Companies	4	35682	35682	0.09	0.09	0	0.00
(f)	Foreign Institutional Investors	3	196831	196831	0.50	0.50	0	0.00
(g)	Foreign Venture Capital Investors	0	0	0	0.00	0.00	0	0.00
(h)	Qualified Foreign Investor	0	0	0	0.00	0.00	0	0.00
(i)	Any Other (specify)	0	0	0	0.00	0.00	0	0.00
	<b>Sub-Total (B)(1)</b>	<b>9</b>	<b>329554</b>	<b>329554</b>	<b>0.84</b>	<b>0.84</b>	<b>0</b>	<b>0.00</b>
B 2	<b>Non-institutions</b>							
(a)	Bodies Corporate	292	3090616	3090206	7.85	7.85	0	0.00
(b)	Individuals							
i	Individual shareholders holding nominal share capital up to Rs. 1 lakh	14516	1629360	1717895	4.65	4.65	0	0.00
ii	Individual shareholders holding nominal share capital in excess of Rs. 1 lakh.	21	5648021	5648021	14.34	14.34	0	0.00
(c)	Qualified Foreign Investor	0	0	0	0.00	0.00	0	0.00
(d)	Any Other (specify)							
(d-i)	Clearing Member	51	47893	47893	0.12	0.12	0	0.00
(d-ii)	Non Resident Indians	182	18664	18464	0.05	0.05	0	0.00
(d-iii)	Directors & their Relatives (Independent Directors)	1	1000	1000	0.00	0.00	0	0.00
	<b>Sub-Total (B)(2)</b>	<b>15063</b>	<b>10635554</b>	<b>10523479</b>	<b>27.01</b>	<b>27.01</b>	<b>0</b>	<b>0.00</b>
<b>(B)</b>	<b>Total Public Shareholding (B)= (B)(1)+(B)(2)</b>	<b>15072</b>	<b>10965108</b>	<b>10853033</b>	<b>27.85</b>	<b>27.85</b>	<b>0</b>	<b>0.00</b>
	<b>TOTAL (A)+(B)</b>	<b>15087</b>	<b>39374679</b>	<b>39282604</b>	<b>100.00</b>	<b>100.00</b>	<b>2488034</b>	<b>6.32</b>
<b>(C)</b>	<b>Shares held by Custodians and against which Depository Receipts have been issued</b>							
1	Promoter and Promoter Group	0	0	0	0	0.00	0	0.00
2	Public	0	0	0	0	0.00	0	0.00
	<b>Sub-Total (C)</b>	<b>0</b>	<b>0</b>	<b>0</b>	<b>0</b>	<b>0</b>	<b>0</b>	<b>0.00</b>
	<b>GRAND TOTAL (A)+(B)+(C)</b>	<b>15087</b>	<b>39374679</b>	<b>39282604</b>	<b>100.00</b>	<b>100.00</b>	<b>2488034</b>	<b>6.32</b>

(\*) Information on encumbered shares is compiled as per the meaning assigned to the term 'encumbrance' under the SEBI (SAST) Regulations, 2011.



For Future Retail Limited

*Deepak Tanna*  
Deepak Tanna  
Company Secretary

(i)(b) Statement showing holding of securities (including shares, warrants, convertible securities) of persons belonging to the category "Promoter and Promoter Group"

Sr. No.	Name of the shareholder	Details of Shares held		Encumbered shares (*)			Details of warrants		Details of convertible		Total shares (including underlying shares assuming full conversion of warrants and convertible securities) as a % of diluted share capital
		Number of shares held	As a % of grand total (A) + (B) + (C)	No.	As a percentage	As a % of grand total (A)+(B)+(C) of sub-clause (i)(a)	Number of warrants held	As a % total number of warrants of the same class	Number of convertible securities held	As a % total number of convertible securities of the same class	
(I)	(II)	(III)	(IV)	(V)	(VI)=(V)/(III)*100	(VII)	(VIII)	(IX)	(X)	(XI)	(XII)
1	Kishore Biyani	2121	0.01	0	0.00	0.00	0	0	0	0	0.01
2	Gopikishan Biyani	2121	0.01	0	0.00	0.00	0	0	0	0	0.00
3	Laxminarayan Biyani	2121	0.01	0	0.00	0.00	0	0	0	0	0.00
4	Vijay Biyani	2121	0.01	0	0.00	0.00	0	0	0	0	0.01
5	Sunil Biyani	2121	0.01	0	0.00	0.00	0	0	0	0	0.01
6	Anil Biyani	2121	0.01	0	0.00	0.00	0	0	0	0	0.01
7	Rakesh Biyani	2121	0.01	0	0.00	0.00	0	0	0	0	0.00
8	Ashni Biyani	71147	0.18	0	0.00	0.00	0	0	0	0	0.01
9	Vivek Biyani	2121	0.01	0	0.00	0.00	0	0	0	0	0.18
10	Future Corporate Resources Limited	14773796	37.52	0	0.00	0.00	0	0	0	0	0.00
											37.52
11	PIL Industries Limited	5738034	14.57	988034	17.22	3.82	0	0	0	0	14.57
12	Manz Retail Private Limited	1579103	4.01	200000	12.67	0.77	0	0	0	0	4.01
13	Gargi Developers Private Limited	4550000	11.56	1300000	28.57	5.02	0	0	0	0	11.56
14	RYKA Commercial Ventures Private Limited	1149148	2.92	0	0.00	0.00	0	0	0	0	2.92
15	Future Capital Investment Private Limited	531375	1.35	0	0.00	0.00	0	0	0	0	1.35
<b>TOTAL</b>		<b>28409571</b>	<b>72.15</b>	<b>2488034</b>	<b>8.76</b>	<b>6.32</b>	<b>0</b>	<b>0</b>	<b>0</b>	<b>0</b>	<b>72.15</b>

(\*) Information on encumbered shares is compiled as per the meaning assigned to the term 'encumbrance' under the SEBI (SAST) Regulations, 2011.

For Future Retail Limited



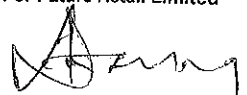
*(Signature)*  
Deepak Tanna  
Company Secretary

(l)(c)(i) Statement showing holding of securities (including shares, warrants, convertible securities) of persons belonging to the category "Public" and holding more than 1% of the total number of shares

Sr. No.	Name of the shareholder	Number of shares held	Shares as a percentage of total number of shares {i.e., Grand Total (A)+(B)+(C) indicated in Statement at para (l)(a) above}	Details of warrants		Details of convertible		Total shares (including underlying shares assuming full conversion of warrants and convertible securities) as a % of diluted share capital
				Number of warrants held	As a % total number of warrants of the same class	Number of convertible securities held	% w.r.t total number of convertible securities of the same class	
1	NISHTHA INVESTMENT & CONSULTANCY SERVICES PVT. LTD	703220	1.79	0	0	0	0	1.79
2	VALLABH ROOPCHAND BHANSHALI	681907	1.73	0	0	0	0	1.73
3	AKASH BHANSHALI	605445	1.54	0	0	0	0	1.54
4	LATA BHANSHALI	590702	1.50	0	0	0	0	1.50
5	AKASH BHANSHALI	477228	1.21	0	0	0	0	1.21
<b>TOTAL</b>		<b>3058502</b>	<b>7.77</b>	<b>0</b>	<b>0</b>	<b>0</b>	<b>0</b>	<b>7.77</b>

For Future Retail Limited



  
 Deepak Tanna  
 Company Secretary

(l)(c)(ii) Statement showing holding of securities (including shares, warrants, convertible securities) of persons (together with PAC) belonging to the category "Public" and holding more than 5% of the total number of shares of the company

Sr. No.	Name(s) of the shareholder(s) and the Persons Acting in Concert (PAC) with them	Number of shares	Shares as a percentage of total number of shares (i.e., Grand Total (A)+(B)+(C) indicated in Statement at para (l)(a) above)	Details of warrants		Details of convertible		Total shares (including underlying shares assuming full conversion of warrants and convertible securities) as a % of diluted share capital
				Number of warrants	As a % total number of warrants of the same class	Number of convertible securities held	% w.r.t total number of convertible securities of the same class	
			0.00	0	0	0	0	
<b>TOTAL</b>		<b>0</b>	<b>0.00</b>	<b>0</b>	<b>0</b>	<b>0</b>	<b>0</b>	<b>0.00</b>

For Future Retail Limited



  
**Deepak Tanna**  
 Company Secretary



(I)(d) Statement showing details of locked-in shares

Sr. No.	Name of the shareholder	Number of locked-in shares	Locked-in shares as a percentage of total number of shares {i.e., Grand Total (A)+(B)+(C) indicated in Statement at para (I)(a) above}	Promoter / Promoter Group / Public
	NIL	0	0.00	
<b>TOTAL</b>		<b>0</b>	<b>-</b>	

For Future Retail Limited



A handwritten signature in black ink, appearing to read "Deepak Tanna".

Deepak Tanna  
Company Secretary

(II)(a) Statement showing details of Depository Receipts (DRs)

Sr. No.	Type of outstanding DR (ADRs, GDRs, SDRs, etc.)	Number of outstanding DRs	Number of shares underlying outstanding DRs	Shares underlying outstanding DRs as a percentage of total number of shares {i.e., Grand Total (A)+(B)+(C) indicated in Statement at para (I)(a) above}
1	N.A.			0.00
<b>TOTAL</b>		<b>0</b>	<b>0</b>	<b>0.00</b>

For Future Retail Limited



Deepak Tanna  
Company Secretary

(II)(b) Statement showing holding of Depository Receipts (DRs), where underlying shares held by "promoter/promoter group" are in excess of 1% of the total number of shares

Sr. No.	Name of the DR Holder	Type of outstanding DR (ADRs, GDRs, SDRs, etc.)	Number of shares underlying outstanding DRs	Shares underlying outstanding DRs as a percentage of total number of shares {i.e., Grand Total (A)+(B)+(C) indicated in Statement at para (I)(a) above}
1	N. A.			0.00
<b>TOTAL</b>			<b>0</b>	<b>0.00</b>

For Future Retail Limited



*Deepak Tanna*

**Deepak Tanna**  
Company Secretary

Equity Shares: Each Equity share carries 1 vote each

Class B Shares (Series 1): Every 4 Class B Shares (Series 1) carry 3 vote

Category code	Category of Shareholder	Number of Voting Rights held in each class of securities		Total Voting Rights (III+IV)	Total Voting Rights i.e. (V) 46,13,30,593 votes	
		Equity Shares	Class B Shares (Series 1)		As a percentage of (A+B)	As a percentage of (A+B+C)
(I)	(II)	(III)	(IV)	(V)	(VI)	(VII)
(A)	<b>Promoter and Promoter Group</b>					
(1)	Indian					
(a)	Individuals/ Hindu Undivided Family		66,086	66,086	0.01	0.01
(b)	Central Government/ State Government(s)					
(c)	Bodies Corporate	19,60,31,022	2,12,41,092	21,72,72,114	47.10	47.10
(d)	Financial Institutions/ Banks			0		
(e)	Any Others(Specify)			0		
	<b>Sub Total(A)(1)</b>	<b>19,60,31,022</b>	<b>2,13,07,178</b>	<b>21,73,38,200</b>	<b>47.11</b>	<b>47.11</b>
(2)	Foreign					
(a)	Individuals (Non-Residents Individuals / Foreign Individuals)					
(b)	Bodies Corporate					
(c)	Institutions					
(d)	Any Others(Specify)					
	<b>Sub Total(A)(2)</b>					
	<b>Total Shareholding of Promoter and Promoter Group (A) = (A)(1)+ (A)(2)</b>	<b>19,60,31,022</b>	<b>2,13,07,178</b>	<b>21,73,38,200</b>	<b>47.11</b>	<b>47.11</b>
(B)	<b>Public shareholding</b>					
(1)	Institutions					
(a)	Mutual Funds/ UTI	22,41,340	38	22,41,378	0.49	0.49
(b)	Financial Institutions / Banks	54,45,072	72,743	55,17,815	1.20	1.20
(c)	Central Government/ State Government(s)					
(d)	Venture Capital Funds				0.00	0.00
(e)	Insurance Companies	42,09,828	26,761	42,36,589	0.92	0.92
(f)	Foreign Institutional Investors	6,42,69,740	1,47,623	6,44,17,363	13.96	13.96
(g)	Foreign Venture Capital Investors					
(h)	Qualified Foreign Investor					
(i)	Any Other (specify)					
(i - i)	Foreign Portfolio Investor	3,55,595		3,55,595	0.08	0.08
	<b>Sub-Total (B)(1)</b>	<b>7,65,21,575</b>	<b>2,47,165</b>	<b>7,67,68,740</b>	<b>16.64</b>	<b>16.64</b>
(2)	Non-institutions					
(a)	Bodies Corporate	13,44,82,969	23,17,962	13,68,00,931	29.65	29.65
(b)	Individuals:					
	i. Individual shareholders holding nominal share capital up to Rs 1 lakh	1,08,54,439	13,72,020	1,22,26,459	2.65	2.65
	ii. Individual shareholders holding nominal share capital in excess of Rs. 1 lakh.	1,25,98,861	42,36,016	1,68,34,877	3.65	3.65
(c)	Qualified Foreign Investors					
(d)	Any Other (specify)					
(d-i)	Clearing Member	7,02,784	35,920	7,38,704	0.16	0.16
(d-ii)	Non Resident Indians	2,85,134	13,998	2,99,132	0.06	0.06
(d-iii)	Directors & their Relatives (Independent Directors)	10,000	750	10,750	0.01	0.01
(d-iv)	Trust	3,12,800	0	3,12,800	0.06	0.06
	<b>Sub-Total (B)(2)</b>	<b>15,92,46,987</b>	<b>79,76,666</b>	<b>16,72,23,653</b>	<b>36.25</b>	<b>36.25</b>
(B)	<b>Total Public Shareholding (B)= (B)(1)+(B)(2)</b>	<b>23,57,68,562</b>	<b>82,23,831</b>	<b>24,39,92,393</b>	<b>52.89</b>	<b>52.89</b>
	<b>TOTAL (A)+(B)</b>	<b>43,17,99,584</b>	<b>2,95,31,009</b>	<b>46,13,30,593</b>	<b>100.00</b>	<b>100.00</b>
(C)	Shares held by Custodians and against which Depository Receipts have been issued					
	<b>GRAND TOTAL (A)+(B)+(C)</b>	<b>43,17,99,584</b>	<b>2,95,31,009</b>	<b>46,13,30,593</b>	<b>100.00</b>	<b>100.00</b>



For Future Retail Limited

*Deepak Tanna*  
Deepak Tanna  
Company Secretary



**Shareholding pattern of Bharti Retail Limited as per Clause 35 of the Listing Agreement-- Pre & Post Demerger**

**(a) STATEMENT SHOWING SHAREHOLDING PATTERN**

Name of the Company: Bharti Retail Limited					
		As on 18 <sup>th</sup> May, 2015			
Category Code	Category of Shareholder	Pre-demerger Shareholding		Post-demerger Shareholding	
		No. of Shares	As a percentage of (A+B+C+D)	No. of Shares	As a percentage of (A+B+C+D)
<b>(A)</b>	<b>Shareholding of Promoter and Promoter Group</b>				
<b>(1)</b>	<b>Indian</b>				
(a)	Individuals/Hindu Undivided Family			88,115	0.01
(b)	Central Government/State Governments				
(c)	Bodies Corporate	1,531,660,000	100	224,352,478	47.62
(d)	Financial Institutions/Banks				
(e)	Any Other (Trust)				
	<b>Sub -Total (A)(1)</b>	<b>1,531,660,000</b>	<b>100.00</b>	<b>224,440,593</b>	<b>47.63</b>
<b>(B)</b>	<b>Public Shareholding</b>	<b>0</b>	<b>0.00</b>	<b>246,733,670</b>	<b>52.37</b>
	<b>Sub Total (B)</b>	<b>0</b>	<b>0.00</b>	<b>246,733,670</b>	<b>52.37</b>
	<b>Grand Total (A+B)</b>	<b>1,531,660,000</b>	<b>100.00</b>	<b>471,174,263</b>	<b>100.00</b>

For BHARTI RETAIL LIMITED

Company Secretary

**Bharti Retail Limited**  
**CIN: U51909DL2007PLC158953**